



ECI² Europe
Siriusdreef 66 2132 WT Hoofddorp
P.O. Box 3005 2130 KA Hoofddorp
The Netherlands
Tel.: +31 (0) 23 555 49 49
Fax: +31 (0) 23 562 58 48
Bank: ABN-AMRO 51.96.93.442
Haarlem CoC: 34105355
VAT no.: NL8078.29.663.B.01
Internet: www.eci2.eu
Email: info@eci2.eu

Easy Order® Supplies Wizard

The screenshot displays the ECI Europe website's 'Supplies Wizard' interface. At the top left is the ECI Europe logo. The navigation menu includes Home, Search, Order Tracking, Reports, Settings, FAQ, About Us, and Application Manager. A 'Signed in as: Miss de Romph' notification and a 'Logout' button are visible in the top right. The main content area is titled 'Begin » HEWLETT PACKARD' and 'Select Category'. It features a grid of product categories: INK-JET PRINTER, LASER PRINTER, DOT-MATRIX PRINTER, BANK-TERMINAL, TYPEWRITER, TELEFAX MACHINE, LASER INDUSTRIAL PRINTER, ELECTROSTATIC PLOTTER, COLOR COPIER, PHOTO-PRINTER, MULTI-FUNCTION PRINTER, and PHOTOCOPIER. On the left, a 'Supplies Wizard' sidebar shows a 'Select Brand' dropdown menu with 'HEWLETT PACKARD' selected. Below the main content, a 'Shopping Basket' summary shows 4 products for a subtotal of € 51,29, with a 'Checkout' button. A 'New at assortment' section displays a product for € 34,49 and a 'Hewlett Packard' section with a product for € 19,75 and the HP logo.

Version 1.0
July 2008



Copyright and Company Information

© 2008 ECI² Europe

All rights reserved. Nothing from this edition may be reproduced, stored in an electronic data file or be published, in any form or manner, mechanically, by means of photocopying, in records or in any other way, without the prior written approval of ECI² Europe.

The information included in this document is intended exclusively for Easy Order® software. This document has been prepared with extreme care; however ECI² Europe is not liable for minor inconsistencies such as printing errors. ECI² Europe assumes no responsibility or liability for the use of the information obtained on any other software.

ECI² Europe cannot be held responsible for any loss of data resulting from the use of Easy Order®.

Last modification date of this document: 2-7-2008.

P.O. Box 3005
NL - 2130 KA Hoofddorp
The Netherlands
info@eci2.eu
www.eci2.eu



Contents

1. INTRODUCTION.....	4
1.1 WHAT IS THE SUPPLIES WIZARD?.....	4
1.2 TOPDATA STANDARD FILE	4
1.3 THE SUPPLIES WIZARD.....	5
1.4 THE SUPPLY FINDER	5
2. YOUR SUPPLIES WIZARD.....	6
2.1 TREE STRUCTURE	6
2.2 THE TOPIDS	6
2.3 THE SUPPLY FINDER	6
2.4 ONE-OFF AUTOMATIC LINK TOPIDS.....	8
2.5 FILLING YOUR SUPPLIES WIZARD	9
3. IMPLEMENTATION PROCEDURE.....	10
4. WORD LIST	11



1. Introduction





1.1 What is the Supplies Wizard?

Sometimes, customers find it tricky to determine which type of toner or cartridge is the one to order for their particular machine. A simple list in which they can locate their machine and the supplies that go with it will save your customer a lot of time and effort.

The supplies wizard allows your customers to perform quick and targeted searches in your Easy Order® web shop to find the right toner, ink cartridge, fax roll or printer ribbon for their printers, faxes, copiers, scanners and all-in-ones. The customer clicks from the brand to the right appliance and finds all the supplies you carry in your assortment conveniently listed and ready to order.

Begin » HEWLETT PACKARD » LASER PRINTER » LASERJET 4 M (7)

Hide images | Sort by Description (z-a) | Price filter Make your choice

	ORIGINAL HEWLETT PACKARD TONER CARTRIDGE 5 PACK BLACK For 5 190620 , HEWLETT PACKARD Availability : 25	Price per 1 € Gross	Quantity 1	Compare <input type="checkbox"/>	Order
	ORIGINAL HEWLETT PACKARD TONER CARTRIDGE BLACK For 6.800 Pag 145080 , HEWLETT PACKARD Availability : 71	Price per 1 € Gross	Quantity 1	Compare <input type="checkbox"/>	Order
	ORIGINAL CANON TONER CARTRIDGE BLACK For 6.000 Pages at 5% d 145070 , CANON Availability : 21	Price per 1 € Gross	Quantity 1	Compare <input type="checkbox"/>	Order
	ORIGINAL APPLE TONER CARTRIDGE BLACK For 6.000 Pages at 5% d 145100 , APPLE Availability : 52	Price per 1 € Gross	Quantity 1	Compare <input type="checkbox"/>	Order

1.2 TopData standard file

For the benefit of distributors and wholesalers of office products and computer supplies, ECI² Europe has included a standard file with approximately 80,000 office appliances in Easy Order®. This file contains all available supplies for printers, faxes, copiers, scanners and all-in-ones conveniently organised in a tree structure. The file is updated every week to include new brands, models and matching supplies. This standard file is supplied by our partner TopData.



1.3 The Supplies Wizard

The TopData standard file consists of approximately 80,000 office appliances with a link to matching supplies. The products in this file have been organized in a tree structure. TopData uses codes to indicate where in this tree structure a supply item belongs. These codes are called TopIDs.

By giving your own products these TopIDs, you make sure that the right supplies are matched to machines in the Supplies Wizard of your web shop. Every day, the TopData file is automatically linked to your product file by Easy Connect®.

In this document, we will explain how to integrate the Supplies Wizard in your web shop and how to get the right supplies matched to the right machine.

1.4 The Supply Finder

To keep the Supplies Wizard up to date, it is of the utmost importance that you give new products in your assortment the correct TopIDs. After signing your agreement with ECI² Europe, you will be given access to the Supply Finder (<http://supplyfinder.easyorder.eu>) where you will be able to locate the correct TopIDs for your products.



2. Your Supplies Wizard

This chapter will answer the following questions:

- How does the tree structure work?
- How do I find the correct TopID for a product?
- How and where do I maintain the TopIDs of my products?
- How do I fill my Supplies Wizard with the right supplies?

2.1 Tree structure

Your Supplies Wizard will only be effective if it leads your customers to the right supplies in your web shop quickly, easily and intuitively, without any complicated moves. The tree structure consists of four levels that automatically guide the customer to the right product:

Level	Explanation	Example
1	Brand or manufacturer	Philips
2	Type of machine	Laser Printer
3	Model or type	NMS 1474
4	The supplies (originals and compatibles of other brands) that go with this machine	<ul style="list-style-type: none">• Original Philips Toner Kit Black For 2 X 1.500 Pages• Toshiba Toner Kit Black For 2 X 1.500 Pages• British Telecom Toner Kit Black For 2 X 1.500 Pages

2.2 The TopIDs

It is important that all the supplies you wish to include in your Supplies Wizard are listed in the tree structure for the right machine or machines. This can be done by giving these products a TopID in Easy Catalog® or in your back office. This six figure code determines to which machine or machines supplies are linked in your Supplies Wizard.

2.3 The Supply Finder

Your supplies' TopIDs should match the TopIDs in the TopData product file. The Supply Finder is a convenient tool for finding the right TopID for a product.

This search system is accessed via the internet:

- Url: <http://supplyfinder.easyorder.eu>
- User name:
- Password:

Please contact your consultant if your login details are not filled in here.



The Supply Finder lists all supplies in the TopData file in a tree structure, just like your own Supplies Wizard, (see paragraph 2.1 *Tree structure* for the four levels of the tree structure).

This is how you find the right TopIDs for your supplies:

1. Open the website <http://supplyfinder.easyorder.eu> and log in.
2. Look for the item for which you need a TopID in the search window of the Supply Finder:
 - Under keyword or code: enter (part of) a brand name, product name, description or OEM code of an item in the field *Search* and click on *Go*.
 - Via the tree structure: click on *Supply Finder* and select the brand, the type of machine, the type and the supply item.
3. When you have found the right supply item, you will find the six figure TopID of this product listed.

TopID:	525761
OEM code:	CLI-8
Brand:	CANON

TIP

If a product does not occur in the Supply Finder (a supply item of your own brand, for instance), the TopID of a comparable supply item can be allocated to your product. Your supply item will be listed with the same machine or machines as the other supply item.



2.4 One-off automatic link TopIDs

To help you on your way, as a one-off service, TopData will see to it that all your products are automatically given the correct TopIDs before the initial implementation. In order to be able to do this, TopData needs you to supply a CSV file containing two columns:

- Column 1: product codes for your products.
- Column 2: OEM codes for your products.

TopData will supplement this file with the TopIDs for your products. The file will be returned to you, to be read-in in your Easy Catalog® or back office application.

Products that cannot be found (due to typing errors, for instance, or missing OEM codes) will be returned in a separate file. For these products, you can locate the TopID in the Supply Finder, (as described in paragraph 2.3 *The Supply Finder*) and add it manually to the products in your Easy Catalog® or back office.

2.4.1 Easy Catalog®

ECI² will automatically match the TopIDs to your products in Easy Catalog®.

In your Easy Catalog®, you will see a work sheet with the name *Codes* for every product. This work sheet contains a field for the registration of the TopID for this product.

BROTHER TONER BLACK CODE TN-04BK
Product Code: BRO22048

Codes: 4 found

[Add Code](#)

Action	Code	Code Type
	BRO22048	Product code
	4977766618953	EAN Code
	TN04BK	OEM Code
	508366	TopID

Show results per page



2.4.2 Easy Order® BackOffice

TopIDs based on OEM numbers are added to your products in Easy Order® BackOffice by yourself or by ECI² after consultation with your Easy Order® BackOffice consultant.

2.4.3 Other back office application

If you do not use Easy Catalog® or Easy Order® BackOffice, we will review the situation with you and decide whether automatic implementation of the TopID file is a possibility and, if so, which method can be used.

It is your responsibility to make sure your back office has a field for every product to register the TopIDs.

2.5 Filling your Supplies Wizard

When your supplies have been given TopIDs, your product file is linked to the file with the TopData tree structure. The Supplies Wizard of your Easy Order® web shop is now filled with your supplies.

Every 24 hours, an automatic link is created during nightly processing. As a result, your modifications or additions are always displayed in the Supplies Wizard the following day. If you use Easy Catalog® or Easy Order® BackOffice, this happens automatically.

2.5.1 Filling from another back office application

Do you use another back office application? You will need to make sure your system can send TopIDs to Easy Order® FrontOffice every day using a REXT message. The REXT message must be drawn up according to the specifications in the Interface Description *External Product Numbers*.

Ask your consultant for the exact specifications of the Interface Description *External Product Numbers* to compile the REXT message.



3. Implementation procedure

The procedure for implementing the Supplies Wizard in your web shop can be summarized as follows:

1. You supply a CSV file of your supplies.
2. TopData adds the TopIDs to this file.
3. This file is then linked to your product database:
 - Easy Catalog®: linked by ECI².
 - Easy Order® BackOffice: after consultation with your back office consultant, linked either by yourself or by ECI².
 - Other back office application: ECI² assesses with you whether the application can be included and, if so, which method can be used.
4. You add the missing TopIDs manually.
5. Your Supplies Wizard is automatically filled.
6. You process modifications manually in your Easy Catalog® or back office system. Automatic updates are run every day (during nightly processing).

If you do not use Easy Catalog® or Easy Order® BackOffice:

- You give every product in your back office a field for registration of the TopIDs.
- You make sure your back office can send your product details to Easy Order® FrontOffice by means of a REXT message.



4. Word list

Phrase	Explanation
Tree structure	Four level structure used for the TopData supplies: Level 1: brand/manufacturer Level 2: type of machine Level 3: model/type Level 4: matching supplies (originals and compatibles) The tree structure intuitively guides customers to the right supplies when they are looking for supplies in the Supplies Wizard.
CSV file	Comma separated file (Comma Separated Values) or table file for exchanging and implementing information. Data are separated only by a comma.
Easy Catalog®	Application for the simple and structured maintenance and enriching of product master data like product descriptions, product specifications, product structure and images.
Interface description	Description of the set-up and structure of an interface file. An interface file is a table of details for uploading information to your web shop. Master details of products, customers and prices are usually included in your web shop via an interface file.
OEM code	The Original Equipment Manufacturer code. Unique code given to a product by the manufacturer.
REXT message	Message in ascii format for automatic uploading of TopIDs from a back office system to a front office application.
Supplies Wizard	Structured list of products that allows your customers to search your web shop quickly and effectively for the supplies that are used for a specific office machine.
Supply / Supplies	Supplementary product that may be necessary for the use of another product. In the case of the Supplies Wizard this could be a toner, ink cartridge, fax roll or printer ribbon.
Supply Finder	Structured list of all products included in the TopData product file, in which you can look for TopIDs of supplies quickly and in a targeted way. The Supply Finder is approached via the internet (http://supplyfinder.easyorder.eu).
TopID	Code that determines which machine or machines will display a product in the Supplies Wizard. Supplies with identical TopID are displayed for the same machine or machines.